


# 3M™ Connectors for PC104 Plus Embedded Systems Applications

3M is offering Connectors for PC104 Plus Embedded Systems Applications as an addition to our embedded computing product line. These connectors conform to PC/104 Embedded-PC Modules. 3M is offering 2 mm J3/P3 32-bit module in both press-fit and solder tail versions. J1/P1 and J2/P2 connectors are also available in the PC104 product line on Customer Drawings TS-2392 and TS-2395. The addition of these products creates a full portfolio of options for customers' high-speed, high-performance requirements.



3M™ Connectors for PC104 Plus Embedded Systems Applications

## Features and Benefits

### 3M PC104+ Connectors

Connector for PC104 applications with support for PCI bus

2 mm pitch connectors for high density applications

Available in solder tail

Pin-and-socket connectors; rugged and reliable 120-contact male/female headers

Simple contact design to accommodate many standoff heights

### PC104+ Standard Benefits

PC104 with support for PCI bus

Compact form factor and stacked design to meet tight space requirements of embedded applications

Self-stacking bus eliminates the need and cost and bulk of backplanes and card cages

Relaxed bus drive (6 mA) lowers power consumption (to 1-2 watts per module) and minimizes component count

Stack-through design is more rugged against shock and vibration effects

## Target Markets and Applications

Industrial control and factory automation

Military/aerospace

Medical

Transportation

Gaming

The following parts are available as part of the 3M backplane connector product family:

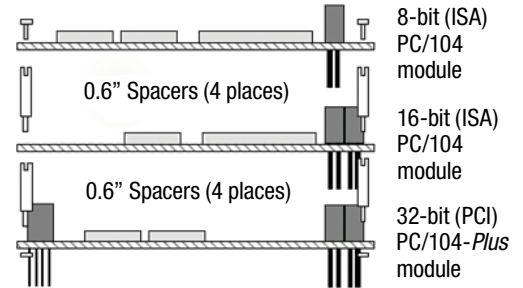
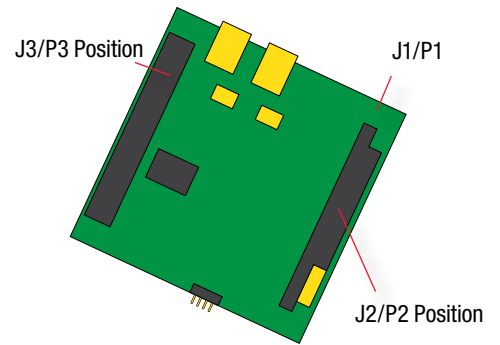
Part Number	Description	Pitch	Customer Drawing
5P03-2021-XX	PC104+ Compliant Stack-Thru, 120-Pin, Press-Fit Module	2 mm	TS-2391
5P03-2012-XX	PC104+ Compliant Non-Stack-Thru, 120-Pin, Solder Tail Module	2 mm	TS-2391
5P03-2011-XX	PC104+ Compliant Non-Stack-Thru, 120-Pin, Press-Fit Module	2 mm	TS-2391



# 3M™ Connectors for PC104 Plus Embedded Systems Applications

## Product Specifications

<b>Specifications</b>	Product	Available upon request
	Signal Integrity data	Available upon request
<b>Materials</b>	Contacts	Phosphor bronze
	Platings	See TS-2391
	Housings	Polyester nylon-6T (UL 94V-0)
<b>Environmental</b>	Operating Temperature	-40°C to +105°C
	Max Processing Temp	230°C for 60 seconds 260°C for 10 seconds
<b>Electrical</b>	Current Rating	2 AMPS
	Insulation Resistance	5,000 Megaohms Min
	Contact Resistance	20 Milliohms Max
	Withstanding Voltage	500 Vac



## Additional Information

	J1/P1 Connector	J2/P2 Connector	J3/P3 Connector
<b>Module Type</b>	PC/104 module	PC/104 module	PC/104-Plus module
<b>Bus Architecture</b>	8-bit (ISA PC/AT)	16-bit (ISA PC/AT)	32-bit (PCI bus)
<b>Description</b>	2 rows of 40 pins - 0.100" (2.54 mm) pitch	2 rows of 64 pins - 0.100" (2.54 mm) pitch	4 rows of 120 pins - 2.00 mm pitch
<b>Options</b>	Stack-through and non-stack-through options	Stack-through and non-stack-through options	Stack-through and non-stack-through options
<b>Customer Drawings</b>	TS-2392, TS-2395	TS-2392, TS-2395	TS-2391
	Max Processing Temp	230°C for 60 seconds 260°C for 10 seconds	

3M is a trademark of 3M Company.

### Important Notice

All statements, technical information and recommendations contained in this document are based upon tests or experience that 3M believes are reliable. However, many factors beyond 3M's control can affect the use and performance of a 3M product in a particular application, including the conditions under which the product is used and the time and environmental conditions in which the product is expected to perform. Since these factors are uniquely within the user's knowledge and control, it is essential that the user evaluate the 3M product to determine whether it is fit for a particular purpose and suitable for the user's application.

### Warranty; Limited Remedy; Limited Liability.

3M's product warranty is stated in its Product Literature available upon request. **3M MAKES NO OTHER WARRANTIES INCLUDING, BUT NOT LIMITED TO, ANY IMPLIED WARRANTY OF MERCHANTABILITY OR FITNESS FOR A PARTICULAR PURPOSE.** If this product is defective within the warranty period stated above, your exclusive remedy shall be, at 3M's option, to replace or repair the 3M product or refund the purchase price of the 3M product. **Except where prohibited by law, 3M will not be liable for any indirect, special, incidental or consequential loss or damage arising from this 3M product, regardless of the legal theory asserted.**



### Electronic Solutions Division

Interconnect Products  
6801 River Place Blvd.  
Austin, TX 78726-9000  
1-800-225-5373  
www.3Mconnectors.com

Please recycle. Printed in USA.  
© 3M 2011. All rights reserved.  
80-4000-7009-2

# Mouser Electronics

Authorized Distributor

Click to View Pricing, Inventory, Delivery & Lifecycle Information:

[3M:](#)

[5P03-2021-DA](#) [5P03-2012-DA](#)